

TAGORE SR. SEC. SCHOOL

# SUMMER VACATION

“Enjoying every second under the  
blue sky and bright sun”

CLASS UKG





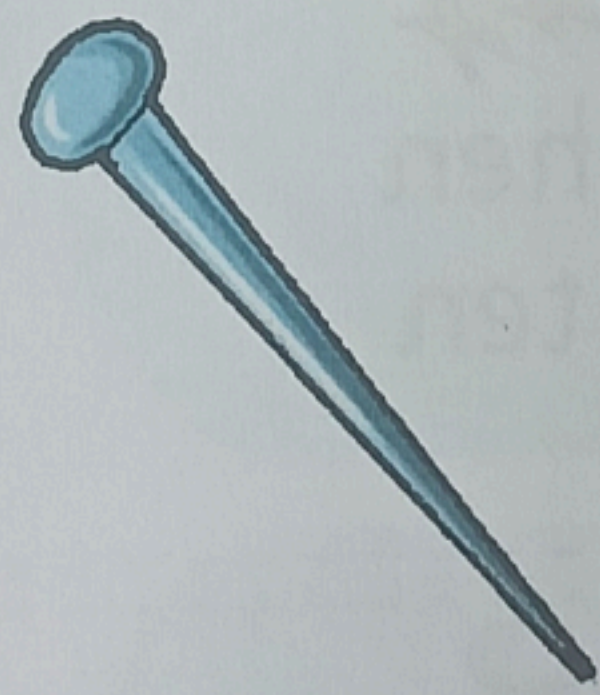
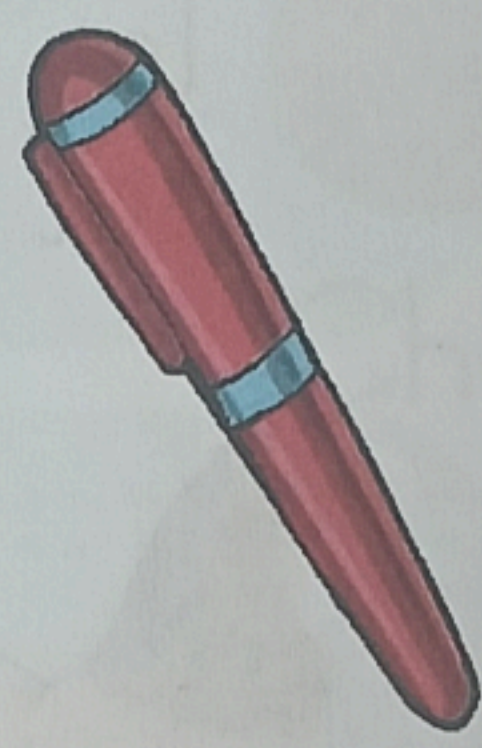









Aa to Zz

Handwritten practice of the letters Aa through Zz on lined paper. The letters are arranged in four columns and are written in a cursive style. Each letter includes small arrows and numbers indicating the stroke order and direction. The letters are: Aa, Bb, Cc, Dd, Ee, Ff, Gg, Hh, Ii, Jj, Kk, Ll, Mm, Nn, Oo, Pp, Qq, Rr, Ss, Tt, Uu, Vv, Ww, Xx, Yy, Zz.



See the picture clues and write the middle vowel.  
Read the words with phonic sounds.



Find and write the words.



h\_t



c\_t



r\_t



c\_n



d\_d



p\_n




h\_m



j\_m



m\_p



m\_t



b\_g



c\_p

**Instruction:** Look at each picture. Say the word aloud. Write the sound you hear at the beginning.



	o	g
--	---	---



	a	r
--	---	---



	a	t
--	---	---



	a	t
--	---	---



	a	g
--	---	---



	a	t
--	---	---



	u	n
--	---	---



	a	g
--	---	---



	e	y
--	---	---



	a	n
--	---	---



	a	p
--	---	---



	n	t
--	---	---

# CVC Worksheet with vowel 'a'



Blank writing lines for the word 'sad'.



Blank writing lines for the word 'hat'.



Blank writing lines for the word 'cap'.



Blank writing lines for the word 'bat'.



Blank writing lines for the word 'fan'.



Blank writing lines for the word 'tap'.



Blank writing lines for the word 'back'.



Blank writing lines for the word 'jam'.



Blank writing lines for the word 'ticket'.



Blank writing lines for the word 'man'.



Blank writing lines for the word 'pan'.



Blank writing lines for the word 'cat'.

Instruction: Match the words with short "e" in them with their pictures.

men

jet

vet

ten

pen

red



# CVC Worksheet with vowel 'e'



Blank writing lines for the word 'tennis'.



Blank writing lines for the word 'pet'.



Blank writing lines for the word 'key'.



Blank writing lines for the word 'plane'.



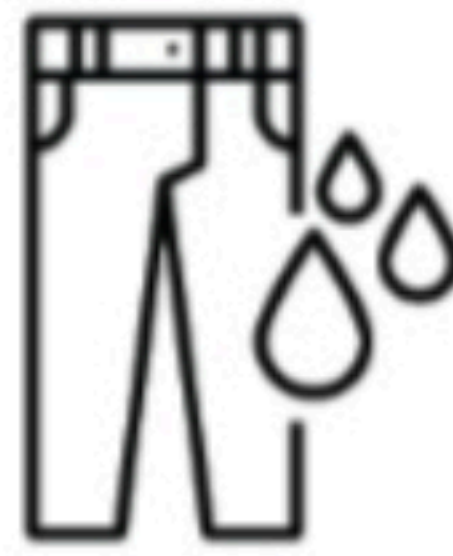
Blank writing lines for the word 'hen'.



Blank writing lines for the word 'web'.



Blank writing lines for the word 'shoe'.



Blank writing lines for the word 'wet'.



Blank writing lines for the word 'ten'.



Blank writing lines for the word 'bed'.




Blank writing lines for the word 'pen'.



Blank writing lines for the word 'lava'.

Tick the correct word for each picture.



bed

led



red

fed



wed

web



yen

men



pen

hen



ten

den



pet

jet



vet

net



met

wet

# Word to Picture Matching

**net**



**pen**




**pet**



**red**



**ten**



**vet**



10

**web**





2. Circle the words that have **et** sound and match them with their picture.

The circular matching exercise contains the following images and words:

- Images:** A veterinarian with a dog, a wooden barrel, a jet airplane, a fishing net, a box of art supplies, a wet towel, a dog's leg, and a den.
- Words:** jet, keg, set, pet, den, bed, net, leg, vet, ten, red, wet.

Words with the 'et' sound are: jet, set, pet, den, bed, net, leg, vet.

क से ७

• • • • •

• • • • •

• • • • •

• • • • •

• • • • •

• • • • •

• • • • •

•



नीचे दिए गए वर्ण की मदद से शब्द बनाकर लिखिए।

टह  
मह  
कम

ल

Blank writing boxes for words starting with 'ल'.

खाली स्थान पर सही अक्षर लिखकर सही शब्द बनाइए -





क

म ल

र ड



ख




दो अक्षरों से बने शब्द ढूँढ़कर नीचे लिखिए -



घ	र	य	ज्ञ	थ
फ	ल	क	ब	न
भ	र	प	स	व
स	च	त्र	ठ	क
न	ल	र	थ	ख



कब	_____	_____	_____
_____	_____	_____	_____
_____	_____	_____	_____



नीचे दिए गए वर्ण की मदद से शब्द बनाकर लिखिए।

क  
च  
फ

ल

कल

[Blank handwriting lines]

[Blank handwriting lines]

छ  
ख  
म

त

[Blank handwriting lines]

[Blank handwriting lines]

[Blank handwriting lines]

ट  
श  
व

ना

[Blank handwriting lines]

[Blank handwriting lines]

[Blank handwriting lines]

ब  
क  
ग

म

[Blank handwriting lines]

[Blank handwriting lines]

[Blank handwriting lines]

ड  
स  
प

श

[Blank handwriting lines]

[Blank handwriting lines]

[Blank handwriting lines]

प  
ज  
म

ग

[Blank handwriting lines]

[Blank handwriting lines]

[Blank handwriting lines]

नीचे दिए गए वर्ण की सहायता से शब्द बनाकर लिखो।

जल

चल

लग

ज

जलज

मग

अम

बट

श

चह

पह

मह

ल

मह

बह

चम

क

दिए गए वर्ण की मदद से शब्द बनाकर लिखिए।

टमट

चमच

शलज

म

टमटम

ढमक

हलच

खटम

ल

गरढ

उपव

बरेत

वा

चलक

अजव


बजक

श

चित्र देखकर नाम लिखिए -



अदरक



Blank writing lines for the name of the radish.



Blank writing lines for the name of the water bottle.




Blank writing lines for the name of the spider.



Blank writing lines for the name of the tent.



Blank writing lines for the name of the snake.



Blank writing lines for the name of the leaf.



Blank writing lines for the name of the jacket.



Blank writing lines for the name of the scene.



Blank writing lines for the name of the tree.

'आ' (।) की मात्रा।

क + । = का

ख + । = .....

ग + । = .....

घ + । = .....

च + । = चा

छ + । = .....

ज + । = .....

झ + । = .....

ट + । = टा

ठ + । = .....

ड + । = .....

ढ + । = .....

त + । = ता

थ + । = .....

द + । = .....

ध + । = .....

न + । = .....

प + । = पा

फ + । = .....

ब + । = .....

भ + । = .....

म + । = .....

य + । = या

र + । = .....

ल + । = .....

व + । = .....

श + । = .....

शब्द जोड़कर खाली स्थान में लिखिए।

म + । + ल + । =

ल + । + ल + । =

क + । + ल + । =

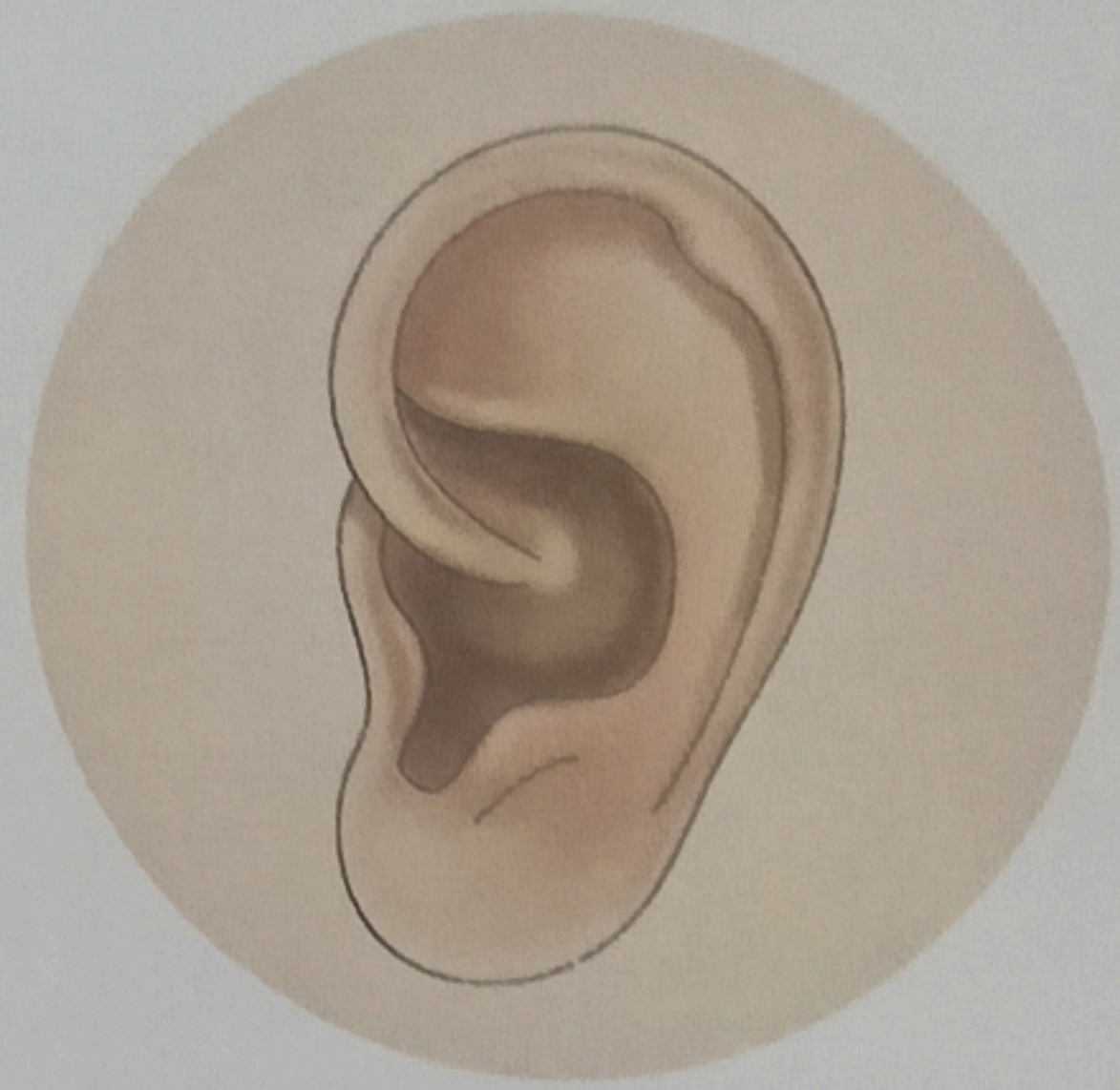
गए अक्षरों पर 'आ' (।) की मात्रा लगाकर शब्द बनाइए -



ह.....र



र.....ज.....



क.....न



ब.....ज.....



ग.....जर



अन.....र

चित्र देखकर 'आ' (A) या 'इ' (I) की मात्रा का प्रयोग करके सही शब्द बनाइए और सही चित्र से मिलान करें।

गजर




टमटर




तबल



कसान



बगया




करण



Join the dots from 1 to 50 and colour the picture.





# Write the numbers (1 to 20)

Write the numbers to complete each row.

11		11		11	16		16		16
	12		12			17		17	
13		13		13	18		18		18
	14		14			19		19	
15		15		15	20		20		20

Write the numbers 1 to 20.

1			4				8		10
11				15					20

Write the numbers 20 to 1 (Reverse counting).


20			17			14			11
10			7			4			1

Fill in the blanks with Correct numbers accordingly.

	6		8
2		4	

		20
	17	
14		

Count the objects and match their numbers.



11

12

13

14

15






16


17

18

19

20





# What Comes Before, Between, After

What comes  
after?

1

3

5

7

10

15

20

29

39

47

What comes  
between?

3

9

13

19

28

32

37

43

46

48

5

11

15

21

30

34

39

45

48

50

What comes  
before?

7

11

20

27

30

35

40

43

47

50



# Vertical Addition

$$\begin{array}{r} 12 \\ + 11 \\ \hline \end{array}$$

$$\begin{array}{r} 18 \\ + 10 \\ \hline \end{array}$$

$$\begin{array}{r} 16 \\ + 12 \\ \hline \end{array}$$

$$\begin{array}{r} 20 \\ + 22 \\ \hline \end{array}$$

$$\begin{array}{r} 28 \\ + 21 \\ \hline \end{array}$$

$$\begin{array}{r} 35 \\ + 12 \\ \hline \end{array}$$

$$\begin{array}{r} 51 \\ + 32 \\ \hline \end{array}$$

$$\begin{array}{r} 58 \\ + 11 \\ \hline \end{array}$$

$$\begin{array}{r} 42 \\ + 37 \\ \hline \end{array}$$

$$\begin{array}{r} 43 \\ + 15 \\ \hline \end{array}$$

$$\begin{array}{r} 42 \\ + 21 \\ \hline \end{array}$$

$$\begin{array}{r} 81 \\ + 17 \\ \hline \end{array}$$

$$\begin{array}{r} 54 \\ + 44 \\ \hline \end{array}$$

$$\begin{array}{r} 45 \\ + 22 \\ \hline \end{array}$$

$$\begin{array}{r} 66 \\ + 30 \\ \hline \end{array}$$

$$\begin{array}{r} 37 \\ + 12 \\ \hline \end{array}$$

$$\begin{array}{r} 26 \\ + 33 \\ \hline \end{array}$$

$$\begin{array}{r} 51 \\ + 35 \\ \hline \end{array}$$

$$\begin{array}{r} 72 \\ + 13 \\ \hline \end{array}$$

$$\begin{array}{r} 52 \\ + 35 \\ \hline \end{array}$$

$$\begin{array}{r} 46 \\ + 32 \\ \hline \end{array}$$

# Vertical Subtraction

$$\begin{array}{r} 18 \\ - 15 \\ \hline \end{array}$$

$$\begin{array}{r} 35 \\ - 21 \\ \hline \end{array}$$

$$\begin{array}{r} 56 \\ - 32 \\ \hline \end{array}$$

$$\begin{array}{r} 56 \\ - 15 \\ \hline \end{array}$$

$$\begin{array}{r} 66 \\ - 33 \\ \hline \end{array}$$

$$\begin{array}{r} 96 \\ - 90 \\ \hline \end{array}$$

$$\begin{array}{r} 86 \\ - 56 \\ \hline \end{array}$$

$$\begin{array}{r} 21 \\ - 11 \\ \hline \end{array}$$

$$\begin{array}{r} 33 \\ - 21 \\ \hline \end{array}$$

$$\begin{array}{r} 68 \\ - 11 \\ \hline \end{array}$$

$$\begin{array}{r} 32 \\ - 21 \\ \hline \end{array}$$

$$\begin{array}{r} 56 \\ - 25 \\ \hline \end{array}$$

$$\begin{array}{r} 78 \\ - 56 \\ \hline \end{array}$$

$$\begin{array}{r} 99 \\ - 43 \\ \hline \end{array}$$

$$\begin{array}{r} 29 \\ - 10 \\ \hline \end{array}$$

$$\begin{array}{r} 48 \\ - 36 \\ \hline \end{array}$$

$$\begin{array}{r} 48 \\ - 37 \\ \hline \end{array}$$

$$\begin{array}{r} 77 \\ - 27 \\ \hline \end{array}$$

$$\begin{array}{r} 72 \\ - 42 \\ \hline \end{array}$$

$$\begin{array}{r} 57 \\ - 32 \\ \hline \end{array}$$

$$\begin{array}{r} 99 \\ - 35 \\ \hline \end{array}$$



# Multiplication : practice table

$2 \times 1 = \square$

$2 \times 3 = \square$

$2 \times 2 = \square$

$2 \times 6 = \square$

$2 \times 9 = \square$

$2 \times 7 = \square$

$2 \times 10 = \square$

$2 \times 4 = \square$

$2 \times 8 = \square$

$2 \times 5 = \square$

$3 \times 2 = \square$

$3 \times 4 = \square$

$3 \times 6 = \square$

$3 \times 5 = \square$

$3 \times 10 = \square$

$3 \times 9 = \square$

$3 \times 1 = \square$

$3 \times 8 = \square$

$3 \times 7 = \square$

$3 \times 3 = \square$

$4 \times 1 = \square$

$4 \times 6 = \square$

$4 \times 5 = \square$

$4 \times 9 = \square$

$4 \times 2 = \square$

$4 \times 10 = \square$

$4 \times 4 = \square$

$4 \times 8 = \square$

$4 \times 3 = \square$

$4 \times 7 = \square$

$5 \times 3 = \square$

$5 \times 7 = \square$

$5 \times 10 = \square$

$5 \times 1 = \square$

$5 \times 8 = \square$

$5 \times 5 = \square$

$5 \times 9 = \square$

$5 \times 6 = \square$

$5 \times 2 = \square$

$5 \times 4 = \square$



# What Comes

## After, Between, Before

Write the number which comes just **after**.

5	
14	
19	

12	
18	
26	

29	
31	
35	

36	
38	
49	

Write the number which comes in **between**.

3		5
7		9
11		13

12		14
25		27
39		41

41		43
44		46
47		49

Write the number which comes just **before**.

	5
	14
	19

	12
	18
	26

	29
	31
	35

	36
	38
	49

Write the number which comes just **before** and **after**.

	3	
	7	
	11	

	14	
	27	
	41	

	77	
	44	
	47	

## ⇒ **ENGLISH CONVERSATION** ⇐

Q. 1. How are you?

Q. 2. What is your name?

Q. 3. In which class do you study?

Q. 4. In which school do you study?

Q. 5. What is your father's name?

Q. 6. What is your mother's name?

Q. 7. How many fingers do you have?

Q. 8. How many eyes do you have?

Q. 9. How many days are there in a week?

Q. 10. How many days are there in a month?